








Head Array Comparison Chart

The Head Array is a power wheelchair alternative driving method that works well for clients who have fair to good head control.

Head Array	Pad Configurations				Switches Supported		Programmable	Features	Off-chair use	Mouse emulation
	Tri-pad	3 Pads	Sub-occipital pad	Ped. size	Proximity	Other				
Adaptive Switch Labs										
ASL 105 Electronic Head Array 	Curved, straight, or short (Mini or Nub) side pads	Elite Ultra	Ultra	Pediatric Ultra	Yes	No	No		No	No
ASL Atom 	Yes	No	No	No	Yes Default 1 proximity in each pad	Mechanical	Yes Back of rear pad	-User switch turns HA on/off, long hold sends wireless signal to external AT Device -Increase double tap activation time -Optional auditory feedback when directional switch activated	Yes	Yes ATOM Wireless Mouse Emulator
ASL Fusion 	No	Yes	No	No	Yes	Electronic pressure sensors	Yes Separate programmer	-Increased force increases speed (proportional speed) -make each pad proportional or digital (proportional steering) -veer adjust -Can wirelessly connect to AAC device, Tecla E -auditory feedback -can assign pads to different directions	Yes	Yes ATOM Wireless Mouse Emulator

Head Array	Pad Configurations				Switches Supported		Programmable	Features	Off-chair use	Mouse emulation
	Tri-pad	3 Pads	Sub-occipital pad	Ped. size	Proximity	Other				
Permobil										
Permobil Total Control Head Array 	No	Yes 2 sizes of rear pad	No	No	Yes	Yes Mechanical	No	-2 proximities in rear pad facilitate diagonals -program only 1 or both must be activated to drive	No	No
Stealth Products										
Stealth i-Drive Head Array 	Yes	Yes Multiple options	Yes	Yes	Yes Default 1 proximity in each pad	Yes Mechanical or Electronic	Yes i-Drive Config software (computer, tablet, smartphone) (Windows, iOS, Android)	-Program Reverse to be double tap on rear pad or Mode switch toggle -Double tap timing -Assign function of each switch -works with a variety of Stealth head support styles	Yes	Yes i-Click Mouse Emulation
Switch-It										
Switch-It Tri-Pad Head Array 	Yes Short, long, straight, or curved wings	No	No	No	3-5	No	No	HDR-RM2: includes 2 switch ports for a mode switch to provide more functions HDR-5: 4 th and 5 th switches can be added to the distal ends of the side pads for Power and Mode	No	No
Switch-It Dual Pro 	No	Yes	No	No	3	3 Mechanical Force switches	Yes Back of rear pad	-Proximities in each pad -Force sensors in each pad respond to force with increased speed (proportional speed) -3 modes of operation -Proximities only -Mechanical only -Both switches active	No	No